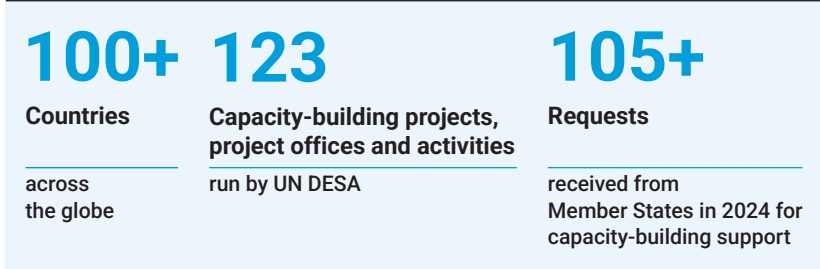


# UN DESA IN NUMBERS

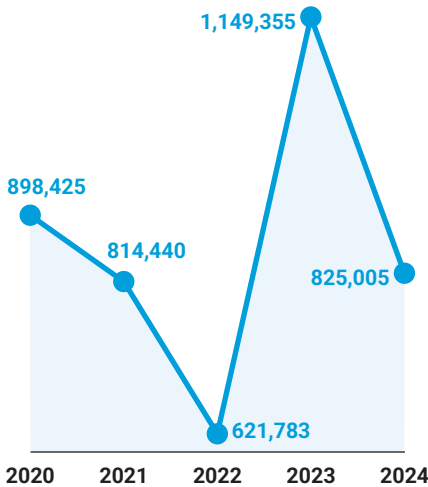
## CAPACITY BUILDING



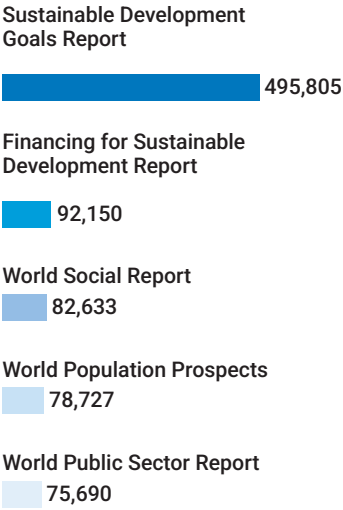
## PUBLICATIONS OUTREACH

In 2024, UN DESA's top 5 most popular publications were downloaded a combined

**825,005 times**




Top 5 downloaded UN DESA publications in 2024



## SOCIAL MEDIA

X (2024)



FACEBOOK (2024)



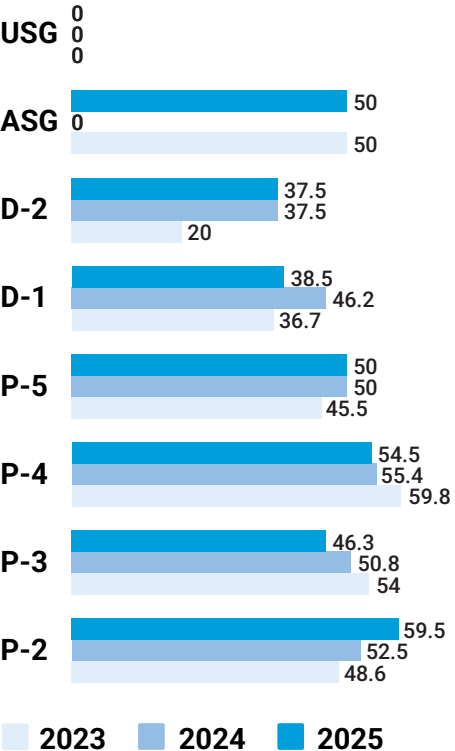
## PARLIAMENTARY DOCUMENTS

- 223** Parliamentary documents were submitted by DESA from January to December 2024, including:
- 58** Reports of the Secretary-General
  - 50** NGO Statements
  - 39** Notes by the Secretary-General
  - 33** Notes by the Secretariat
  - 23** Reports of expert group and other meetings
  - 20** Procedural documents – Agendas and Programmes of work

## INSIDE DESA

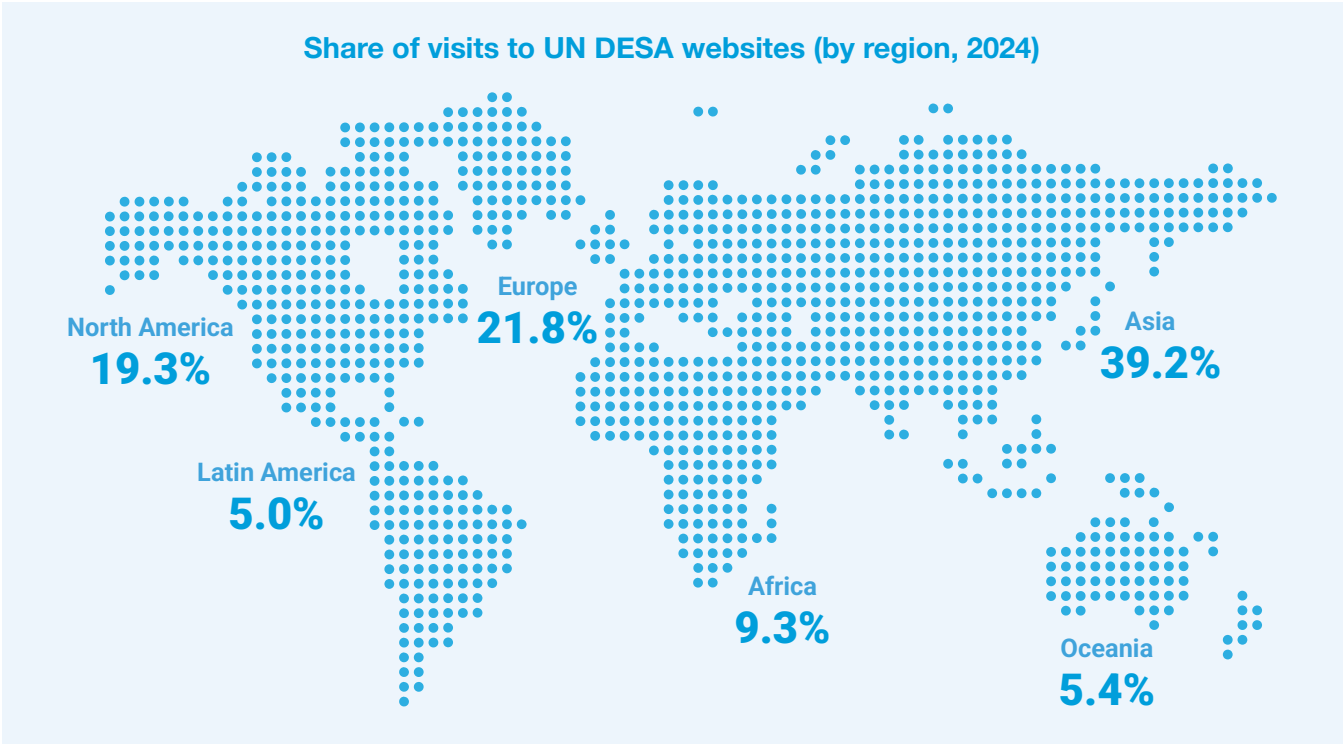
UN DESA staff represent more than **96** countries worldwide, from all world regions

% of staff in professional categories who are female (2023–2025)



## UN DESA ON THE WEB

In 2024, UN DESA website was visited more than **55 million** times



## Progress towards gender parity at the Professional level in UN DESA

As of 30 June 2025, **50%** of UN DESA staff in professional categories identified as female.

UN DESA has so far met or exceeded gender targets at the ASG, P-5, P-4 and P-2 levels.

Females represent more than 50% of staff at each level in general service categories.

The Department remains committed to the promise of gender parity and women's empowerment within its workforce, operations and substantive approach.

