

UN DESA IN NUMBERS

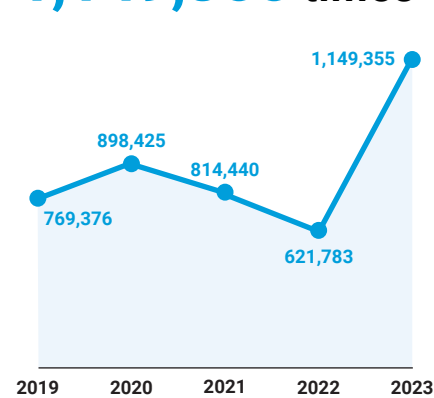
CAPACITY BUILDING



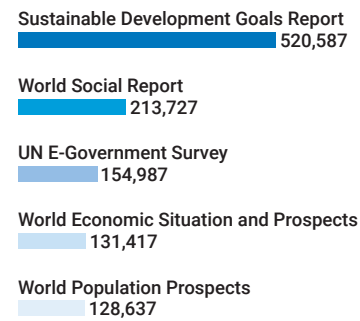
PUBLICATIONS OUTREACH

In 2023, UN DESA's top 5 most popular publications were downloaded a combined

1,149,355 times



Top 5 downloaded UN DESA publications in 2023



SOCIAL MEDIA

X (2023)



FACEBOOK (2023)



PARLIAMENTARY DOCUMENTS

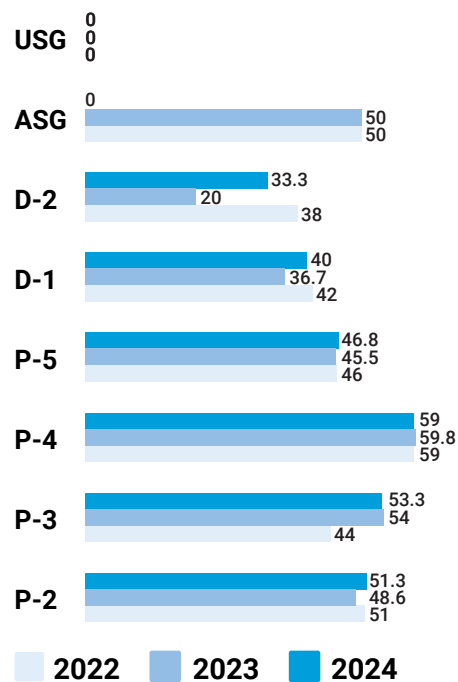
388 Parliamentary documents were submitted by DESA from January to December 2023, including:

- 100** Reports of expert group and other meetings
- 80** NGO Statements
- 51** Reports of the Secretary-General
- 50** Quadrennial reports, merger applications and new applications for NGO Committee
- 35** Notes by the Secretariat
- 34** Notes by the Secretary-General
- 23** Reports of the intergovernmental bodies
- 15** Procedural documents – Agendas and Programmes of work

INSIDE DESA

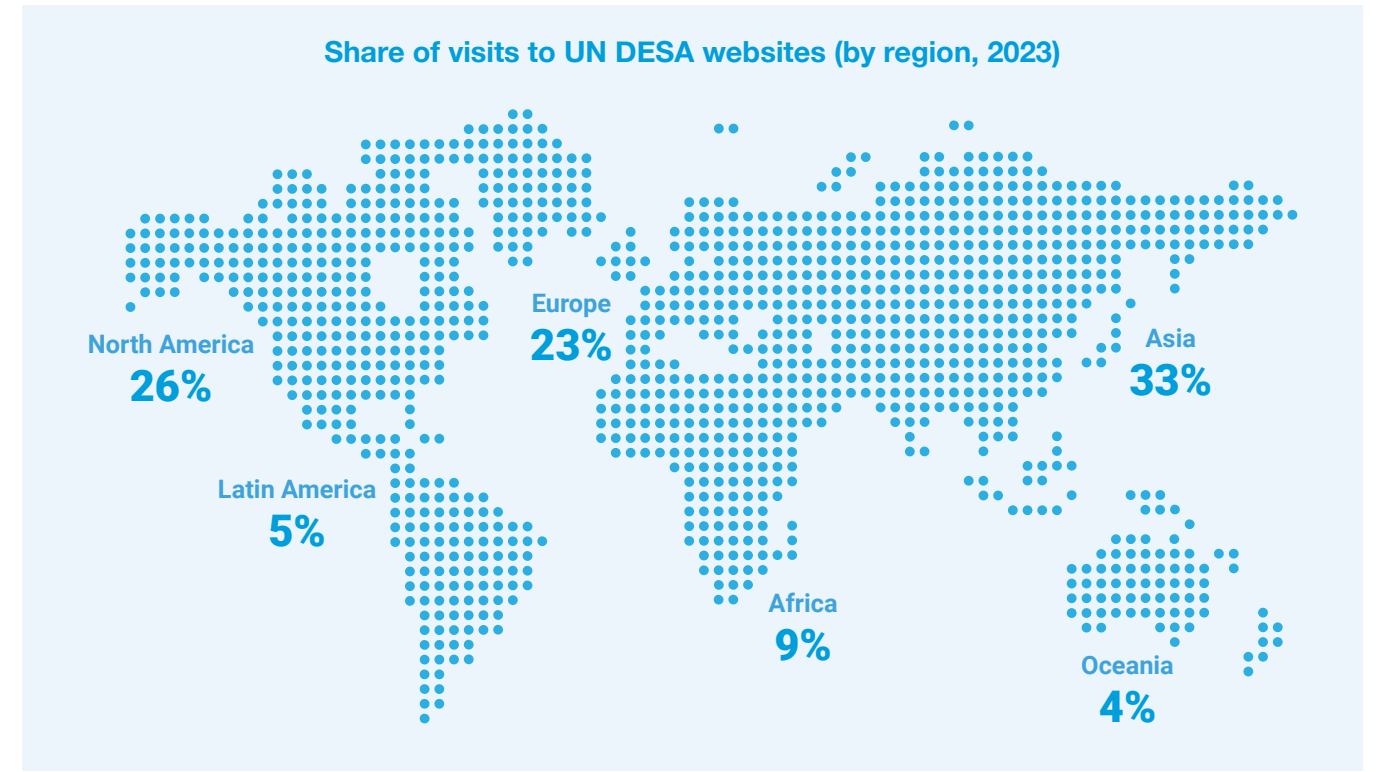
UN DESA staff represent more than **97** countries worldwide, from all world regions

% of staff in professional categories who are female (2022–2024)



UN DESA ON THE WEB

In 2023, UN DESA website visits increased **5.4%** over 2022



Progress towards gender parity at the Professional level in UN DESA

As of 30 June 2024, **51%** of UN DESA staff in professional categories identified as female. UN DESA has so far met or exceeded gender parity at the P-4, P-3 and P-2 levels. Women represent more than 50% of staff at each level in general service categories. The Department remains committed to the promise of gender parity and women's empowerment within its workforce, operations and substantive approach.

